



BOWMORE ASSET MANAGEMENT

MPS ESG Risk Profile 6
March 2024



ACTIVE
MANAGEMENT



GLOBAL
ORIENTATION



LONG TERM
HORIZON



HIGH
CONVICTION



WEALTH
PRESERVATION

RISK
SCALE

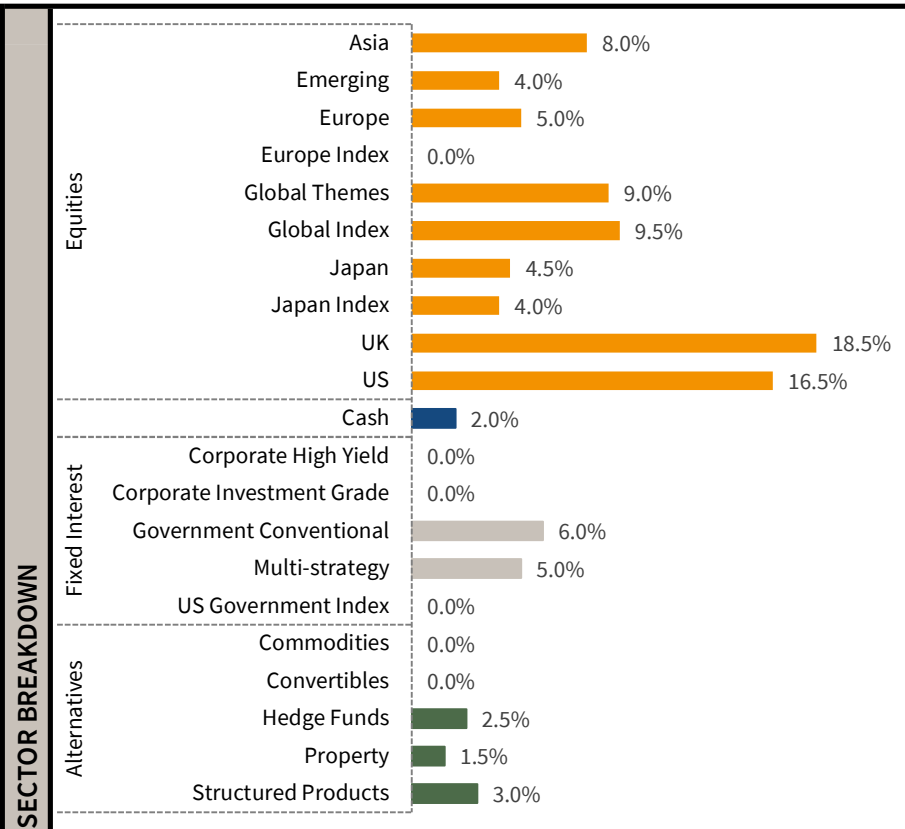


RISK PROFILE OVERVIEW

The objective of the portfolio is to achieve capital growth significantly greater than inflation. The portfolio has been constructed using ESG principles, ensuring that ESG criteria have been considered when selecting the underlying investments. Typically, the majority of the portfolio will be invested in equities (but no more than 90%), with the rest invested in other risk assets with a small allocation to defensive assets. The portfolio is expected to exhibit high levels of volatility.

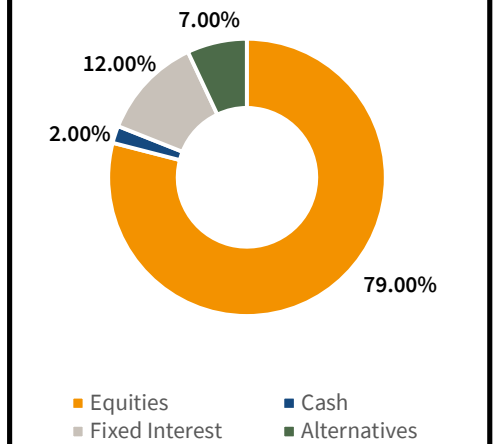
HEADLINE HOLDINGS

- iShares ESG World
- iShares ESG US Equity
- Muzinich Short Duration HY
- M&G Short Dated Corp Bond
- BlackRock Glb Evnt Driven Hgd
- AHFM Defined Returns



PORTFOLIO COMPOSITION

The range of exposure to different asset classes may vary.



RANGE OF EXPOSURE

	Lower	Upper
Equities	65.0%	85.0%
Fixed Interest	25.0%	5.0%
Alternatives	6.4%	9.6%

FOR FURTHER INFORMATION

0203 617 9206
enquiries@bowmoream.com
www.bowmorewealth.com
20 Birchin Court
EC3V 9DU, London
United Kingdom



Jonathan Webster-Smith
Chief Investment Officer

PORTFOLIO ATTRIBUTES

For a full break down of the expected costs and charges associated with a Bowmore portfolio, please contact our Investment Management team or your Financial Adviser.



BOWMORE ASSET MANAGEMENT

MPS ESG Risk Profile 6

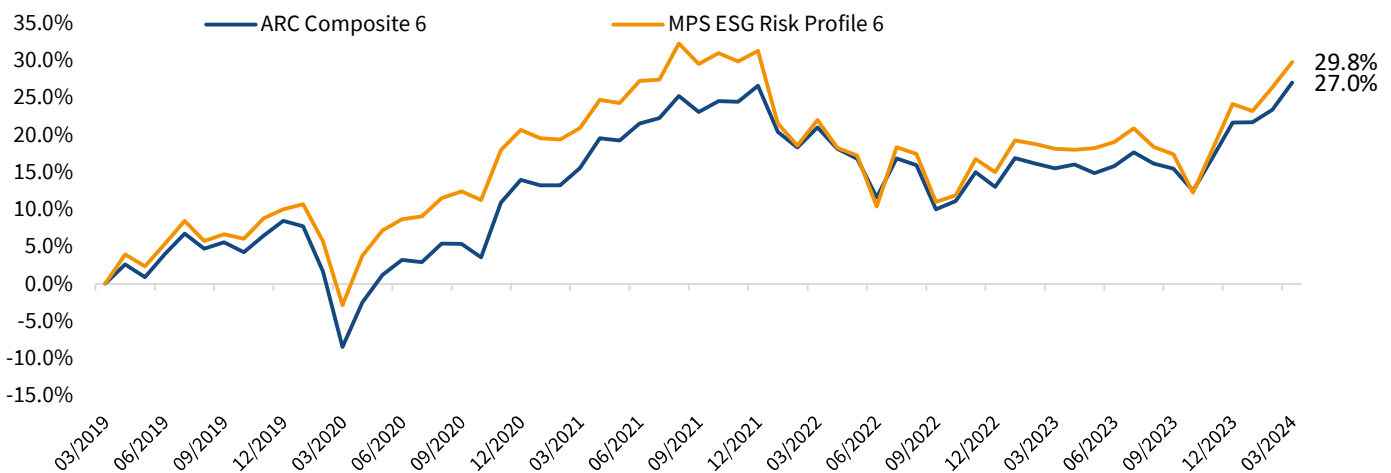
March 2024

MARKET UPDATE

Despite the collapse of SVB, worries around recession were kept at bay in Q1 and global equities delivered a strong 9% return overall. The largest gains were from the US, European and Japanese markets with growth names outperforming. In terms of sectors - healthcare, financials and industrials generally posted above expectation positive earnings and joined technology in participating in a rally. Concerns around stretched valuations, particularly in the US could feed through to markets later this year.

Developed countries central banks continued on with rate hikes, though some notably adjusted their language around the future – encouraging the market to believe that cuts were on the way. The Fed implemented two separate rate hikes at 25bps each, marking a slowdown from the previous quarter. The BoE announced two rate hikes of 50bps and 25bps and The ECB remained more hawkish by comparison, raising rates twice in 50bps increments.

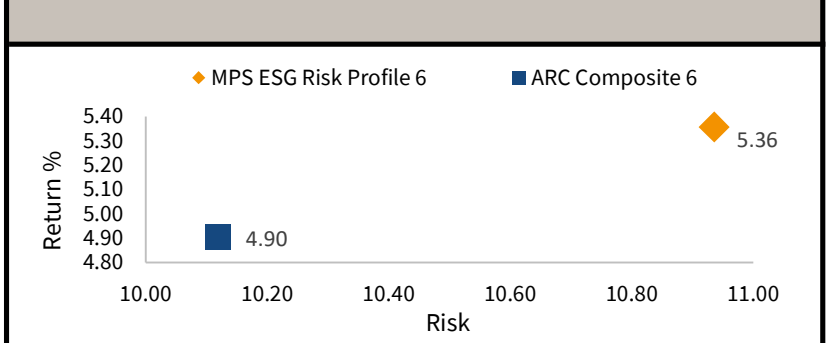
In fixed income, government bond yields were fell (meaning prices rose). Within commodities, precious and industrial metals achieved notable gains with gold reaching a record high of \$2,704.42 per troy ounce. Energy and livestock were the worst faring as prices for natural gas and gas oil fell sharply lower.



5 YEAR ANNUALISED RISK VS RETURN

	Portfolio	ARC Comp 6
Annualised return	5.36	4.90
Annualised risk	10.94	10.12
Risk adjusted return	0.49	0.48
Annualised maximum draw down	-16.55	-15.61

5 YEAR ANNUALISED RISK VS RETURN



DISCLAIMER

This document has been prepared by Bowmore Asset Management Limited, a private limited company authorised and regulated by the Financial Conduct Authority.

Asset allocation is rounded to the nearest one decimal place.

Nothing contained herein shall constitute any representation or warrant, and no responsibility or liability is accepted by Bowmore as to the accuracy or completeness of any information supplied herein.

Bowmore's portfolios are benchmarked against the ARC Private Client Indices.

Source: Morningstar Direct

All performance numbers are net of all charges and include dividends re-invested. Past performance is not a reliable indicator of future performance. The value of investments can fall as well as rise and any income from them is not guaranteed.