BOWMORE ASSET MANAGEMENT

Bowmore ESG Risk Profile 3
December 2022

ACTIVE MANAGEMENT | GLOBAL ORIENTATION | LONG TERM HORIZON | HIGH CONVICTION | WEALTH PRESERVATION

RISK SCALE: 1 | 2 | **3** | 4 | 5 | 6 | 7

RISK PROFILE OVERVIEW

The objective of the portfolio is to keep pace with inflation. The portfolio has been constructed using ESG principles, ensuring that ESG criteria have been considered when selecting the underlying investments. Typically, more than a third of the portfolio will be invested in defensive assets (but no more than 40%) with a medium allocation to equites and other risk assets. The portfolio is expected to exhibit low to medium levels of volatility.

HEADLINE HOLDINGS

- iShares MSCI World SRI H
- RLAM UK Sustainable Leaders
- RLAM Global Index Linked
- Pimco Global Bond Fund ESG
- Fortem Cap Prog Growth
- Trium ESG Emissions Impact

SECTOR BREAKDOWN

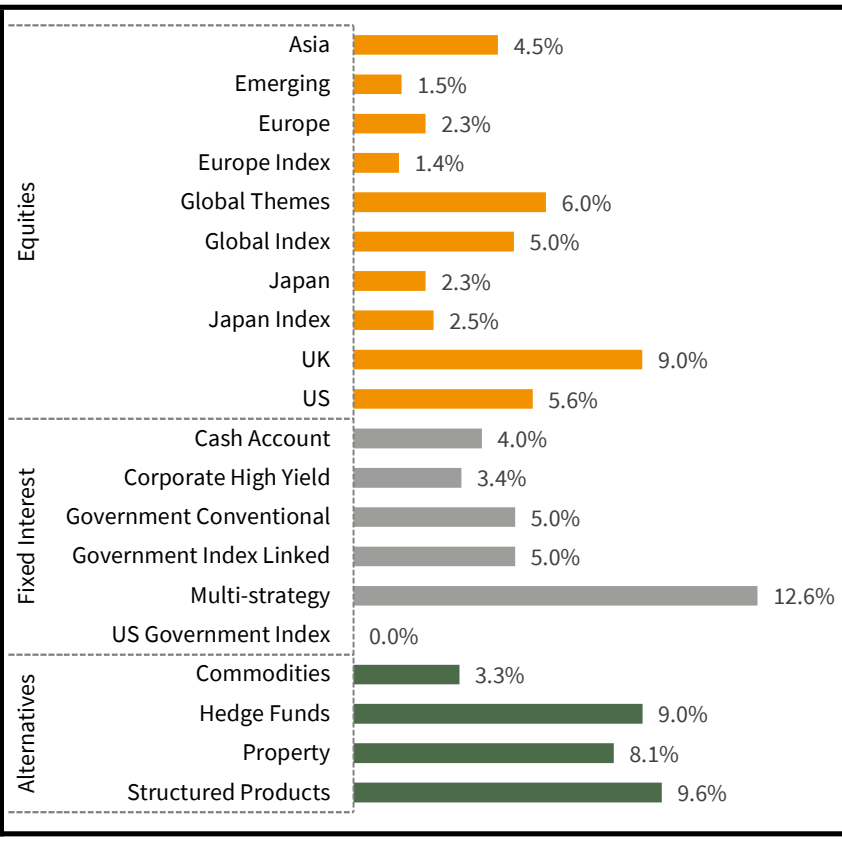

PORTFOLIO COMPOSITION

The range of exposure to different asset classes may vary.

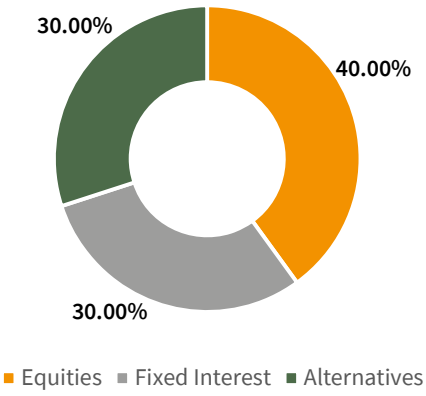

RANGE OF EXPOSURE

	Lower	Upper
Equities	30.0%	40.0%
Fixed Interest	26.0%	36.0%
Alternatives	24.0%	36.0%

FOR FURTHER INFORMATION

0203 617 9206
enquiries@bowmoream.com
www.bowmorewealth.com
One Heddon Street
Mayfair, London
W1B 4BD

Jonathan Webster-Smith
Chief Investment Officer

Owen Moore
Investment Manager

PORTFOLIO ATTRIBUTES

Estimated Portfolio Yield	1.19%
Estimated Ongoing Charges Figure (OCF)	0.68%

BOWMORE ASSET MANAGEMENT

Bowmore ESG Risk Profile 3
December 2022

MARKET UPDATE

Following the generally volatile 2022 trend, US equity markets closed lower in December with the S&P 500 losing some 6.27%, bringing its annual performance down to -19.8% (in USD). The FTSE 100 outperformed its peers for the year, mainly helped by its exposure to defensive consumer staples and commodities, finishing 1% up on the year.

Central banks continued their monetary tightening with The Federal Reserve raising rates twice in the past quarter, ending the year at 4.5%. The Bank of England also announced two rate hikes, bringing the UK rates to 3.5% at present. We expect a continuation of this activity into the first half of 2023 as inflation remains elevated.

Japanese market declined in December but the total return for the quarter remained positive. The US Dollar's rally slowed down during the last quarter of 2022. Having weakened against the US dollar for most of 2022, the Yen began to reverse in November. The dollar index finished the year 8.9% higher.

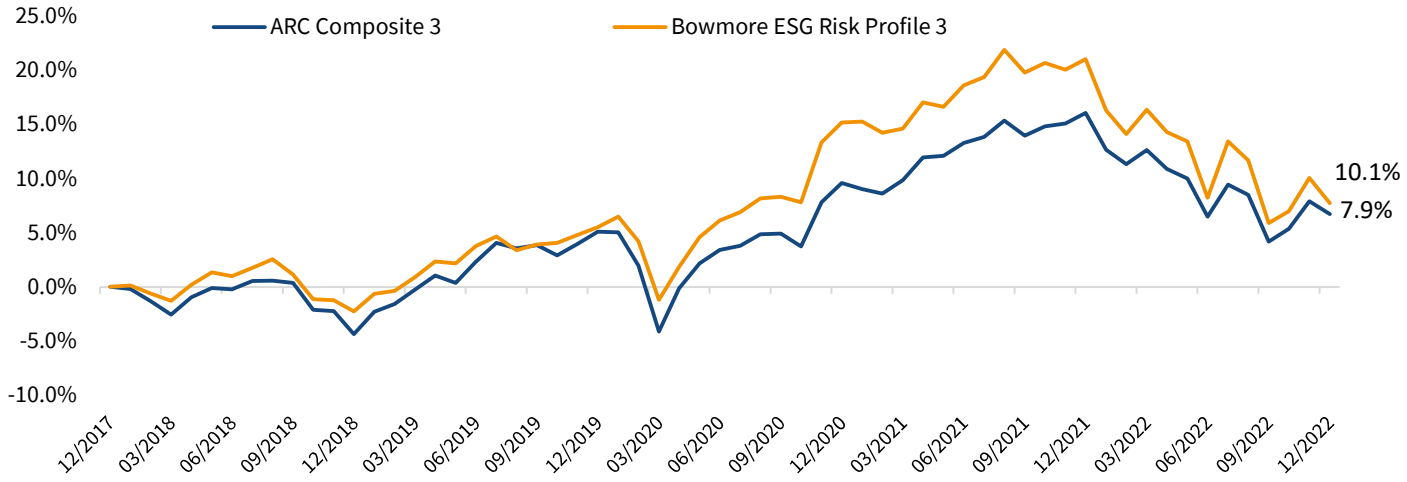

5 YEAR ANNUALISED RISK VS RETURN

	Portfolio	ARC Comp 3
Annualised return	1.50	1.31
Annualised risk	6.90	6.22
Risk adjusted return	0.22	0.21
Annualised maximum draw down	-13.11	-10.26

5 YEAR ANNUALISED RISK VS RETURN



DISCLAIMER

This document has been prepared by Bowmore Asset Management Limited, a private limited company authorised and regulated by the Financial Conduct Authority.

Asset allocation is rounded to the nearest one decimal place.

Nothing contained herein shall constitute any representation or warrant, and no responsibility or liability is accepted by Bowmore as to the accuracy or completeness of any information supplied herein.

Bowmore's portfolios are benchmarked against the ARC Private Client Indices.

Source: Morningstar Direct

All performance numbers are net of all charges and include dividends re-invested. Past performance is not a reliable indicator of future performance. The value of investments can fall as well as rise and any income from them is not guaranteed.